


# Tubes STT



# Specialised solutions for agricultural operations

Trelleborg's mission is to provide highly specialised solutions to accelerate the performances of your farming operations.

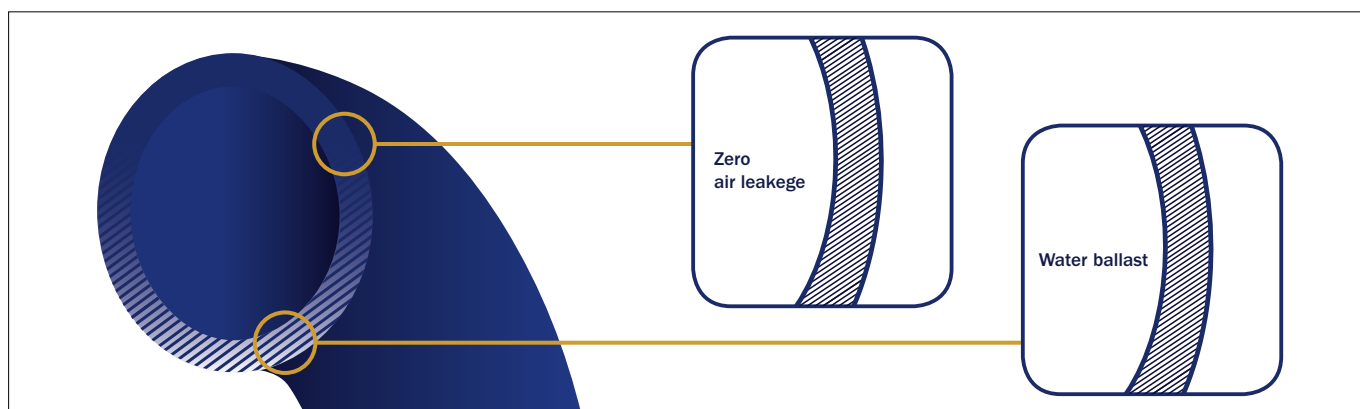
To fulfill this mission, in addition to tyres and wheels, Trelleborg offers a wide range of inner tubes, a key product in agricultural operations. Produced to a high specification for both air tightness and tear resistance, Trelleborg tubes are the best choice for your tyres.

## Superior quality

Trelleborg STT tubes are characterised by excellent impermeability for zero air leakage. Whenever water ballasting is required, Trelleborg tubes ensure complete water tightness, securing pressure at low air volume whilst still able to

cope with high loads.

The superior quality of STT tubes, protects the rim from corrosion and tyre chemical attack if water ballasting contains antifreeze or other additives.



Printed on  
recycled paper

# Unparalleled thickness


The extra thickness of Trelleborg tubes ensures high perforation resistance, avoiding downtime costs.



**Trelleborg STT range** covers a wide range of Agricultural tyres, regardless of their technology.

In addition to the standard product, Trelleborg offers a superior range of **100% butyl** tubes for the most demanding customers: STT PLUS. Recent intensive tests show the extreme difference in thickness between STT PLUS tubes

and those of a premium brand competitor. Trelleborg provides a complete range of solutions, maximising the productivity of your business.



# Tubes STT

	SIZE	VALVE
<b>Ø10</b>	ER10, 145R10	TR13
	4.00/4.10/4.40-10, 4.80/5.00/5.20-10, 5.95/145-10, 5.9-10	
<b>Ø12</b>	DR12, 125R12	TR13
	4.00/4.40-12, 5.35/125-12, 5.3-12	
	ER12, 135/145R12, 145/70R12, 155/70R12, 140/150R12, 4.80/5.00/5.20/5.50-12, 5.65/135-12, 5.95/145-12, 5.9-12	TR13
	FR12, 155R12	TR13
	175/70R12, ZR 70-12, 5.60/6.00-12, 12.6-12, 6.2-12	
<b>Ø13</b>	ER13, 135/145R13, 145/70R13, 155/70R13, 140/150R13, 165/70R13, 5.20/5.50-13, 5.65/135-13, 5.95/145-13, 5.9-13	TR13
	FR13, 155/165R13, 175/70R13, 160R13, 5.60/5.90/6.00-13, 6.15/155-13, 6.45/165-13, A78-13, Y78-13, 6.2-13, 6.9-13	TR13
	GR13, 175/185R13, 185/70R13, 195/70R13, 205/70R13, 170/180R13, CR70-13, BR70-13, 6.40/6.50, 6.70/7.00-13, 6.95/175-13, 7.35/185-13, B78-13, C78-13, 7.3-13	TR13
	5.00-13/23X5	V3-02-8
<b>Ø14</b>	ER14, 135/145R14, 145/70R14, 155/70R14, 165/70R14, 140/150R14, 5.00/5.20/5.50-14, 5.65/135-14, 5.95/145-14	TR13
	FR14, 155/165R14, 175/70R14, 185/70R14, 160R14, CR78-14, 5.60/5.90/6.00-14, 6.15/155-14, 6.45/165-14, 6.2-14, 6.9-14	TR13
	GR14, 175/185R14, 195/70R14, 170/180R14, 6.40/6.50/6.70/7.00-14, 6.95/175-14, 7.35/185-14, C78-14, D78-14, 7.3-14	TR13
	KR14, 195/205R14, 205/70R14, 215/70R14, DR70-14, ER70-14, FR70-14, 7.50/8.00-14, 7.75/195-14, 8.25/205-14, E78-14, F78-14	TR13
<b>Ø15</b>	DR15 125R15	TR13
	ER15, 135/145R15, 145/70R15, 155/70R15, 140/150R15-15, 165/70R15, 5.00-15, 5.20/5.50-15, 5.65/135-15, 5.95/145-15, 6.2-15	TR13
	FR15, 155/165R15, 175/70R15, 185/80R15, 160R15, BR70, 5.60/5.90/6.00L15, 6.35/155-15, 6.85/165-15, 165x380, 6.9-15	TR13
	GR15, 175/185R15, 195/70R15, 207/70R15, 170/180R15, 690x170-15, 690x190-15, 6.40/6.50/6.70/7.00L15, 7.15/175-15, 7.35/185-15, 17x380, 7.3-15	TR13
	KR15, 195/205R15, 215/70R15, 225/70R15, GR70-15, 7.00/7.10/7.60-15, 7.75/195-15, 8.15/205-15	TR13
	MR15, 215/225R15, 235/70R15, HR70-15, GR70-15, 7.50/8.00/7.20/9.00-15, 7.60-15, 8.85/215-15	TR13
	7.50-15	V3-02-8 (TR76)
	8.15-15 (28X9-15)	V3-02-27 (TR75)
	8.25-15	V3-02-26 (TR77)

	SIZE	VALVE
<b>Ø16</b>	GR16, 175/185R16	TR15
	GR16, 175/185R16	TR 13
	KR16, 195/205R16	TR15
	KR16, 195/205R16	TR 13
	MR16, 215/225R16	TR 15
	MR16, 215/225R16	TR 13
	6.50/7.00-16	V3-02-8 (TR76)
	7.50-16	TR150
	7.50-16	V3-02-09 (TR177)
	8.25-16	V3-02-08 (TR76)
	280/85-16	TR15
320/65-16	TR218A	
<b>Ø18</b>		
	12.5-18, 340/65-18, 340/80-18	TR218A
<b>Ø20</b>	6.50/7.00R20/6.50/7.00-20	V3-02-27 (TR75)
	7.50R20/7.50-20	V3-02-8 (TR76)
	8.25R20/8.25-20	V3-02-26 (TR77)
	9.00R20/9.00-20	V3-02-29 (TR78)
	10.00R20/10.00-20	V3-02-29
	11.00R20/11.00-20	V3-02-15 (TR179)
	12.00R20/12.00-20	V3-02-15 (TR179)
	13.00R20/13.00-20	V3-02-15 (TR179)
	14.00R20/14.00-20	V3-02-15 (TR179)
	12.5/80-20, 12.4-20, 320/85-20, 340/80-20, 360/70-20, 380/70-20, 405/70-20	TR218A
	420/65-20	TR218A
<b>Ø24</b>	12.00R24/12.00-24	V3-02-15 (TR179)
	13.00-24	TR220
	420/65-24	TR218A
	440/65-24	TR218A
	480/65-24	TR218A
540/65-24	TR218A	
<b>Ø26</b>		
	14.9-26	TR218A
	18.4-26	TR218A
<b>Ø28</b>		
	18.4-28	TR218A
	440/65-28	TR218A
	480/65-28	TR218A
	540/65-28, 600/65-28	TR218A
<b>Ø30</b>		
	540/65-30	TR218A
<b>Ø32</b>		
	9.5-32	TR218A
	800/65-32, 800/70-32	TR218A
<b>Ø34</b>		
	20.8-34	TR218A
<b>Ø36</b>		
	12.4-36	TR218A
<b>Ø38</b>		
	13.6-38	TR218A
	540/65-38	TR218A
	600/65-38	TR218A
<b>Ø42</b>		
	9.5-42	TR218A
<b>Ø46</b>		
	12.4-46	TR218A
	20.8-46, 520/85-46	TR218A

# Tubes STT - OTR

	SIZE	VALVE
<b>Ø25</b>	14.00-24/25	TR220
	14.00-24/25	V3-02-15 (TR179)
	14.00-24/25	TRJ1175
	14.00-24/25	TRJ4000
	16.00-24/25	TRJ1175
	18.00-24/25	TRJ1175
	15.5-25	TRJ1175
	17.5-25	TRJ1175
	17.5-25	TRJ4000
	20.5-25	TRJ1175
	20.5-25	TRJ4000
	23.5-25	TRJ1175
	23.5-25	TRJ4000
	26.5-25	TRJ1175

# Tubes STT - Twin Forestry

	SIZE	VALVE
<b>Ø22.5</b>	600/50-22.5/650/45-22.5	TR218
	710/40-22.5	TR218
<b>Ø24.5</b>		
	710/45-24.5	TR218
<b>Ø26.5</b>	600/55-26.5/650/60-26.5	TR218
	710/45-26.5/750/50-26.5	TR218
<b>Ø30.5</b>		
	710/50-30.5/750/45-30.5	TR218
<b>Ø34</b>		
	600/65-34/710/55-34	TR218
	700/55-34	TR218A
	710/60-34	TR218

# Tubes STT - Trailer and Industrial Tractor

	SIZE	VALVE	
<b>Ø4</b>	200x50	TR87	
	2.50-3/2.50-4	TR87	
	3.00-4,260X85	TR87	
	4.00-4,4.10-4,4.10/3.50-4	TR87	
<b>Ø5</b>	11X4.00-5	TR87	
<b>Ø6</b>	4.10/3.50-6, 4.00-6, 13X5.00-6	TR13	
	4.10/3.50-6, 4.00-6, 13X5.00-6	TR87	
	140-6	TR87	
	15X6.00-6	TR13	
	220/50-6	TR13	
<b>Ø8</b>	3.00-8	TR13	
	3.50/4.00/4.80-8, 400X100	TR13	
	3.50/4.00/4.80-8, 400X100	TR87	
	4.00-8 BV 202	TR13	
	16x6.50-8/190-8	TR13	
	16x8.50/9.50-8	TR13	
	5.00-8	TR13	
	5.00-8	TR87	
	5.00-8	JS2	
	18x7-8	JS2	
	18X7.00/7.50/8.50/8.5/9.50-8	TR13	
	20X10.00-8	TR13	
	21X12.00-8	TR4	
	<b>Ø9</b>	6.00-9	TR15
		6.00-9	TR150
6.00-9		TR87	
6.00-9		V3-02-19 (TR274)	
6.00-9		JS2	
21X8-9		JS2	
22x9		TR75	
25x12.00-9		TR4	
<b>Ø10</b>		3.50-10	TR87
	4.00/4.10-10, 4.40-10, 5.00-10	TR13	
	6.50-10	JS2	
	6.50-10	TR75	
	7.50-10	TR135	
	7.50-10	TR150	
	7.50-10	JS2	
	9.00/9.50-10	TR135	
	20X8.00-10	TR13	
	20.5X10.00-10	TR13	
	23X9-10	JS2	
	<b>Ø12</b>	4.00-12	TR13
6-12		TR13	
7.00-12		TR15	
7.00-12		TR75	
23x10-12		TR75	
27x10-12		JS2	
560X140-12		TR13	
8.50-12/10.0/80-12		TR15	
23x8.50/10.50-12	TR13		
26x12.00-12	TR13		
<b>Ø13</b>	610X145-13	TR13	
	9.00-13	TR15	
<b>Ø14</b>	645X160-14	TR13	
<b>Ø14.5</b>	200/60-14.5	TR15	

	SIZE	VALVE
<b>Ø15</b>	27X8.50-15	TR15
	300-15	TR77
	4.00-15/125-15	TR13
	5.00-15	TR13
	165-15	TR13
	28x12.5-15	TR75A
	7.5L15	TR218
	7.00-15/250-15	V3-02-8 (TR76)
	7.50-15	V3-02-8 (TR76)
	27x8.50-15	TR15
	8.15-15 (28x9-15)	V3-02-27 (TR75)
	215/65-15	TR15
	8.25-15	V3-02-26 (TR77)
	10.00-15	TR75
29X12.50-15	TR15	
<b>Ø15.3</b>	10.0/75-15.3	TR15
	11.5/80-15.3	TR15
	11.5/80-15.3	TR218
	12.5/80-15.3	TR15
	10.5/11.5/12.5/80-15.3	TR15
<b>Ø16</b>	4.00/4.50-16	TR15
	5.00/5.50-16	TR15
	6.00-16	TR15
	6.50/7.00-16	TR15
	7.50-16	TR13
	7.50-16	TR15
	7.50-16	TR218
	9.00-16	TR15
	10.00-16	TR15
	10.00-16	TR218
	10.5/65-16	TR15
	11.00-16	TR15
	13.0/55-16	TR15
	14.0/65-16/13.0/75-16	TR15
<b>Ø16.5</b>	10-16.5	TR15
	12-16.5	TR15
<b>Ø17</b>	15.0/55-17	TR15
	19.0/45-17/500/50-17	TR15
<b>Ø18</b>	7.50-18	TR15
	7.50-18	TR218
	10.5/80-18	TR15
	12.5/80-18/13.0/65-18	TR218
	12.5/80-18/13.0/65-18	TR15
15.0/70-18	TR15	
<b>Ø19</b>	4.00-19	TR15
	6.00-19	TR15
<b>Ø20</b>	6.50/7.00-20	V3-02-27 (TR75)
	7.50-20	V3-02-8 (TR76)
	7.50-20	TR15
	8.25-20	V3-02-26 (TR77)
	10.5/80-20	TR15
	12.5/80-20	TR15
14.5/80-20	TR15	
16.0/70-20	TR15	
<b>Ø22</b>	8.3/8-22, 9.5/9-22	TR218A
<b>Ø33</b>	18.00-33	TRJ1175C

# Tubes STT - Twin Implement

	SIZE	VALVE
<b>Ø15.3</b>	280/60-15.5/11.0/60-15.3/11.5/60-15.3	TR15
<b>Ø15.5</b>	350/70-15.5/400/60-15.5	TR15
	400/60-15.5	TR15
<b>Ø17.5</b>	350/60-17.5/400/55-17.5	TR15
	350/60-17.5/400/55-17.5	TR218
<b>Ø22.5</b>	400/55-22.5/400/60-22.5	TR218
	500/45-22.5	TR218
	500/60-22.5	TR218
	550/60-22.5	TR218
	600/50-22.5	TR218
<b>Ø26.5</b>	400/60-26.5/400/65-26.5	TR218
	500/60-26.5	TR218

	SIZE	VALVE
<b>Ø26.5</b>	600/55-26.5	TR218
	700/50-26.5	TR218
	800/40-26.5	TR218
<b>Ø30.5</b>	600/55-30.5/600/60-30.5	TR218
	700/50-30.5/800/45-30.5	TR218
<b>Ø34</b>	600/65-34/710/55-34	TR218
<b>Ø38</b>	600/55-38/600/60-38	TR218
	650/60-38	TR218
	700/65-38/750/65-38/710/70-38	TR218
<b>Ø54</b>	5.00-54 TR77 RT	TR218

# Tubes STT - Twin Tractor

	SIZE	VALVE
Ø20	9.5-20	TR218
	11.2-20	TR218
Ø24	8.3-24	TR218
	9.5-24	TR218
	16.9-24	TR219
	320/70-24/11.2-24	TR218
	360/70-24/12.4-24	TR218
	380/70-24/13.6-24	TR218
	420/70-24/14.9-24	TR218
Ø26	16.9-26	TR218
	23.1-26	TR218
	28L-26	TR218
Ø28	8.3-28	TR218
	9.5-28	TR218
	320/70-28/11.2-28	TR218
	360/70-28/12.4-28	TR218
	380/70-28/13.6-28	TR218
	420/70-28/14.9-28	TR218
	480/70-28/16.9-28	TR218
Ø30	420/70-30/14.9-30	TR218
	480/70-30/16.9-30	TR218
	520/70-30/18.4-30	TR218
	23.1-30	TR218
Ø32	8.3-32	TR218
	11.2-32	TR218
	12.4-32	TR218
	24.5-32	TR218
	30.5-32	TR218
Ø34	16.9-34	TR218
	18.4-34	TR218
	23.1-34	TR218

	SIZE	VALVE
Ø36	7.2-36	TR218
	8.3-36	TR218
	9.5-36	TR218
	11.2-36	TR218
	13.6-36	TR218
Ø38	8.3/9.5-38	TR218
	11.2-38	TR218
	12.4-38	TR218
	14.9-38/15.5-38	TR218
	16.9-38	TR218
	18.4-38	TR218
	20.8-38	TR218
	540/65-38, VF 600/60-38	TR218A
	600/65-38	TR218A
	650/60-38	TR218A
650/65-38, IF 650/65-38, 710/70-38, VF 710/60-38, 710/85-38, 800/70-38, 650/75-38, 650/85-38	TR218A	
Ø40	9.5-40/230/95-40	TR218
Ø42	8.3-42	TR218
	11.2-42	TR218
	18.4-42	TR218
	20.8-42	TR218
Ø44	8.3/9.5-44/210/230/95-44	TR218
	11.2-44	TR218
Ø46	14.9-46	TR218
	20.8R46	TR218A
Ø48	9.5-48/230/95-48	TR218
	11.2-48/270/95-48	TR218
	13.6-48	TR218
Ø50	16.9R50	TR218
	18.4R50	TR218

# Tubes STT - PLUS

	SIZE	VALVE
Ø16	320/65-16	TR218A
Ø18	12.5-18, 340/80-18, 340/65-18	TR218A
Ø20	10.00R20/10.00-20	V3-02-29
	12.5/80-20, 12.4-20, 320/85-20, 340/80-20, 360/70-20, 380/70-20, 405/70-20	TR218A
	420/65-20	TR218A
Ø24	11.2-24	TR218A
	12.4-24	TR218A
	13.6-24	TR218A
	14.9-24	TR218A
	420/65-24	TR218A
	440/65-24	TR218A
	480/65-24	TR218A
Ø26	14.9-26	TR218A
	16.9-26	TR218A
	18.4-26	TR218A
	28L26	TR218A
Ø28	11.2-28	TR218A
	12.4-28	TR218A
	13.6-28	TR218A
	14.9-28	TR218A
	16.9-28	TR218A
	18.4-28	TR218A
	440/65-28, VF 480/60-28	TR218A
	480/65-28	TR218A
	540/65-28, 600/65-28	TR218A
Ø30	14.9-30	TR218A
	16.9-30	TR218A
	18.4-30	TR218A
	23.1-30	TR218A
	540/65-30	TR218A

	SIZE	VALVE
Ø32	8.3-32	TR218A
	9.5-32	TR218A
	11.2-32	TR218A
	12.4-32	TR218A
	24.5-32	TR218A
	30.5-32	TR218A
	800/65-32, 800/70-32	TR218A
Ø34	16.9-34	TR218A
	18.4-34	TR218A
	20.8-34	TR218A
	23.1-34	TR218A
Ø36	8.3-36	TR218A
	9.5-36	TR218A
	11.2-36	TR218A
	12.4-36	TR218A
	13.6-36	TR218A
Ø38	11.2-38	TR218A
	12.4-38	TR218A
	13.6-38	TR218A
	14.9-38/15.5-38	TR218A
	16.9-38	TR218A
	18.4-38	TR218A
20.8-38	TR218A	
Ø42	9.5-42	TR218A
	11.2-42	TR218A
	18.4-42	TR218A
	20.8-42	TR218A
Ø44	11.2-44	TR218A
Ø46	12.4-46	TR218A
	20.8-46, 520/85-46	TR218A
Ø48	9.5-48/230/95-48	TR218A
	11.2-48/270/95-48	TR218A

# Valve

## TR13 / TR15



VALVE	ETRT0	HEIGHT	BASE DIAMETER	STEM DIAMETER
TR13	V2.01.1	35	57	11,6
TR15	V2.01.2	35	57	16,5

## JS2



VALVE	ETRT0	HEIGHT	BASE DIAMETER	LENGHT AFTER CURVE	BENDING ANGLE
JS2	-	26	56	33	70°

## TR218A / TR22A



VALVE	ETRT0	HEIGHT	BASE DIAMETER	STEM DIAMETER
TR218/TR218A	V4.01.1	27	63,5	16
TR220/TR22A	V4.01.2	35,5	63,5	16
Corpo Aria/Acqua	V4.02.1	36	-	-

## TR135 / TR150



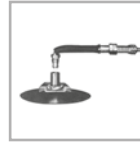
VALVE	ETRT0	HEIGHT	BASE DIAMETER	STEM DIAMETER
TR135	-	61,5	57	15,5
TR150	V3.10.01	88,5	57	15,5

## TR87



VALVE	ETRT0	HEIGHT	BASE DIAMETER	LENGHT AFTER CURVE	BENDING ANGLE
TR87	V1.08.1	17	45	33	90°

## TRJ4000 / SP4000



VALVE	ETRT0	HEIGHT	LENGHT AFTER CURVE	BENDING ANGLE
TRJ4000	V5.04.1	27	80	100°
-	V5.04.2	32	119	90°

## V3-02 SERIES



VALVE	ETRT0	HEIGHT	BASE DIAMETER	LENGHT AFTER CURVE	BENDING ANGLE
TR76	V3.02.8	20,5	70	89,5	94°
TR177	V3.02.9	20,5	70	99,5	94°
TR179	V3.02.15	20,5	70	145,5	94°
TR274	V3.02.19	20,5	70	60	94°
TR77	V3.02.26	20	70	105	94°
TR75	V3.02.27	20	70	75	94°
TR78	V3.02.29	20	70	127	94°

## TRJ1175C



VALVE	ETRT0	HEIGHT	BASE DIAMETER	LENGHT AFTER CURVE	BENDING ANGLE
TRJ1175C	-	35	63,5	105	88°





Discover our website

Follow us

