



HPS Solidflex
Traction

Brawler HPS Telehandler

PREMIUM SOLID

Brawler HPS (High Performance Solid) Telehandler tires are the best choice to perform in demanding environments.

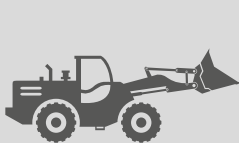
The PROSOFT line is designed to deliver a superior ride, which increases uptime and decreases equipment wear and operator fatigue.

The wide, flat tread design provides exceptional stability and extended operating hours.

Main Benefits

- Outstanding ride comfort
- Durable cut-resistant rubber compound eliminates downtime caused by flats and sidewall cuts
- Press on to flat-based wheels
- Deep lug tread design offers three times more wear than a pneumatic tire
- Excellent traction

Application



COMPACT
WHEEL LOADER



TELEHANDLER

Tire Features



ELLIPTICAL
APERTURES



CUT RESISTANT
COMPOUND



PUNCTURE
RESISTANT

Brawler HPS Telehandler

PREMIUM SOLID

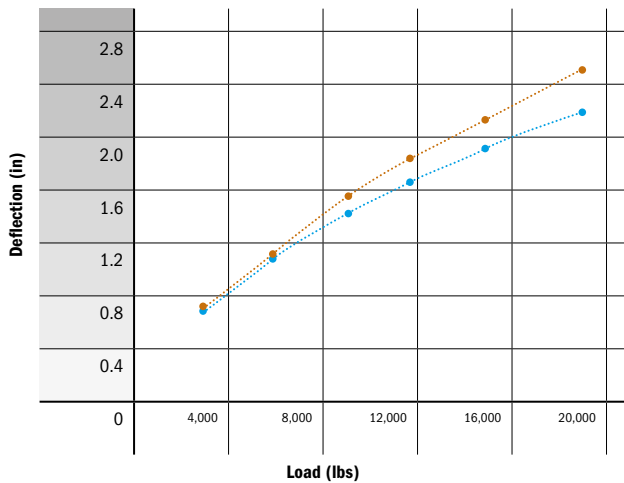
HPS SOLIDFLEX TRACTION

Tire Size	Alternative Metric Size	Rim Size	Overall Diameter [inch]	Section Width [inch]	Tread Depth [32 nd]	Load Capacity 6 mph [lbs]
43x15-24	405/70-20	10.0-24	42.9	15.0	103	12,348
47x17-24	405/70-24	10.0-24	46.9	16.9	126	13,892
13.00-24		8.5-24	51.0	4.0	129	13,087
14.00-24	385/95-24	8.5-24	53.0	4.4	141	14,785

Comparing Telehandler Prosoft vs Regular

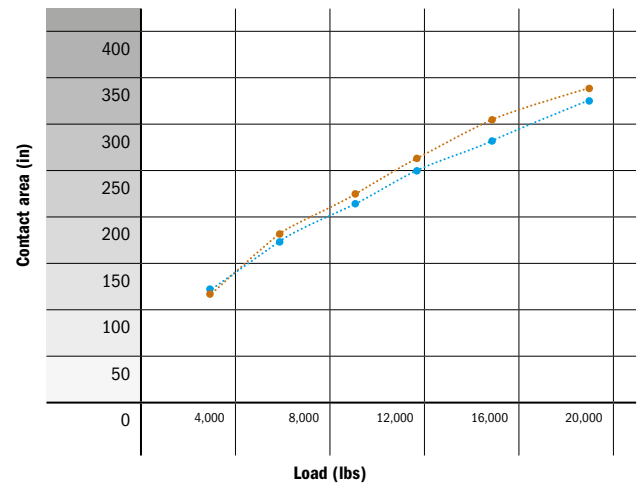
Deflection - Index %	+12%
Footprint - Index %	+6%

DEFLECTION



- HPS SF Traction Prosoft
- HPS SF Traction Regular

FOOTPRINT



- HPS SF Traction Prosoft
- HPS SF Traction Regular



Yokohama TWS North America, Inc.
 107 Audubon Road - Building 2 - Suite 205
 Wakefield, MA 01880
 800-948-8473
 info.tws@yokohama-tws.com
 www.trelleborg-tires.com/en-us

Follow us

