

Trelleborg

ANEUTRAC[®]



PneuTrac® A new generation of farm tires

Increased focus on productivity, sustainability and farm efficiency drives the development of innovative products, technologies and solutions in both open field operations and specialized applications such as vineyards and orchards.

In this scenario, Trelleborg is reinforcing its commitment to innovative agriculture with the introduction of the PneuTrac®.

It combines the advantages of a radial agricultural tire with the benefits of a track delivering unbeatable performance on both steep slopes and muddy terrain, reducing downtime to zero in demanding conditions. The extra-long PneuTrac® footprint results in superior flotation and traction, along with exceptional lateral stability, without compromising fuel efficiency, comfort or handling.



**REDUCED
WIDTH**



**PREMIUM
TRACTION**



**SUPERIOR
FLOTATION**



**LOW SOIL
COMPACTION**

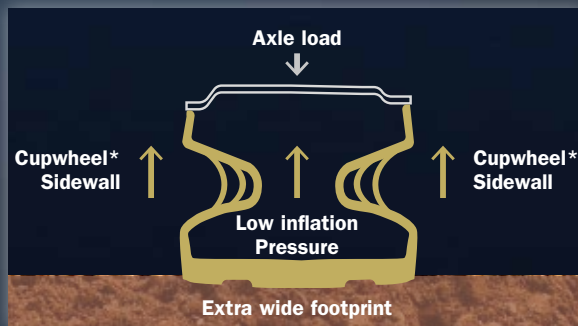
PneuTrac[®] key features

The new PneuTrac[®] incorporate the best-in-class features of Trelleborg agricultural tires, along with a new sidewall: CupWheel Technology. The innovative “Omega” design of the sidewall helps the tire casing sustain load, providing flexibility and an extra-wide footprint at very low pressure, resulting in minimal soil compaction.

This new design allows the tread to work at 100% of its potential efficiency. The ProgressiveTraction[®] technology on the tread enhances traction, while the inter-lug terraces improve the tire’s self-cleaning capability of the tire. The wide lug bases, combined with a robust shoulder feature, increase lateral stability, especially on slopes.

1 CupWheel Technology

“Ω” Design




2 ProgressiveTraction[®] tread

Enhancing traction capacity on field and wear resistance on road



3 Wide lug base

The wide lug base and the robust shoulder design increase lateral stability especially on slopes




4 Interlug terraces

Assuring maximum self-cleaning capacity

*CupWheel technology by Galileo Wheel Ltd.

Superior performance vs conventional tracks

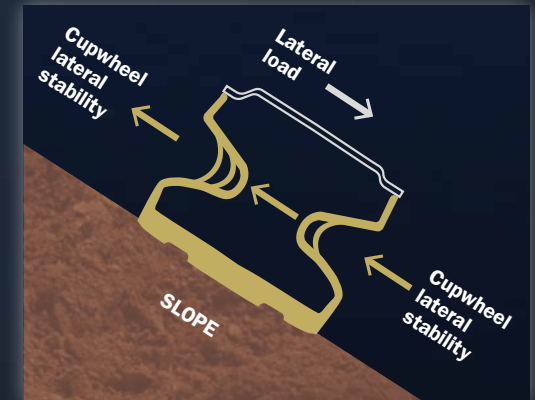
For vineyards and orchards, avoiding damage to roots and topsoil is essential to protect short- and long-term yields. PneuTrac® provides the flotation of a conventional agricultural track while reducing the total width of a tractor compared to a standard tracked solution. Tractors equipped with PneuTrac® are, on average, 20% lighter than conventional tracks, resulting in less stress on the soil. Additionally, conventional track lugs are most efficient toward the rear of the assembly, while the PneuTrac® maintains lug efficiency for the entire length of its footprint. This results in an even distribution of traction with both higher grip and lower soil compaction. The PneuTrac® combines the advantages of a radial agricultural tire, such as fuel efficiency, comfort, and handling, with the benefits of a track, including flotation and traction on muddy terrain.



■ High lug performance ■ Medium lug performance ■ Low lug performance

High lateral stability and superior comfort

The PneuTrac® delivers exceptional performance both on flat land and slopes. It significantly reduces the risk of lateral slippage, thereby minimizing the potential for root, vine, or tree damage and enhancing safety for machine operators.



High traction, when and where needed

When on slopes, traction becomes an issue, especially after heavy rain. The PneuTrac® demonstrates high traction capability powered by the “Omega Design” of the sidewall and enhanced by the ProgressiveTraction® technology applied on the tread. This translates to high productivity and significant overall savings, including costs such as fuel, maintenance, and manpower. In the most demanding conditions, PneuTrac® reduces machine downtime and keeps you working.

Traction performance - Index

Higher is better

106



PneuTrac®

100

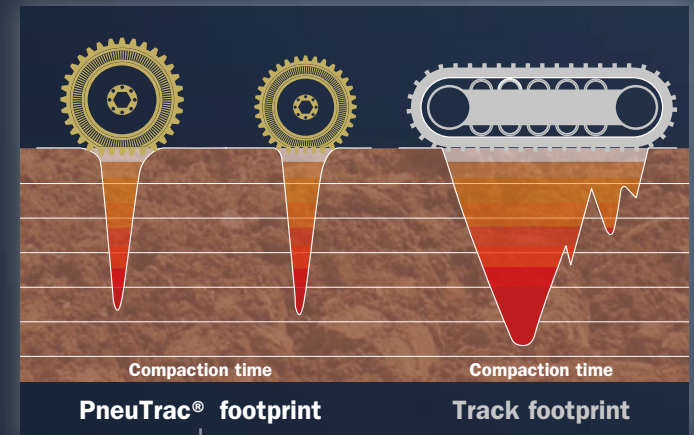


Track

**Up to +6%
vs. track**

High flotation. maximum ground care

To make agricultural operations more productive and sustainable, soil compaction needs to be minimized. Trelleborg PneuTrac® ensures premium flotation properties, providing a footprint that is, on average, 10% larger than a modern agricultural radial tire, thereby protecting the ground. Soil compaction results from applied compression and the duration of this compression. Under identical operating conditions, the PneuTrac® impacts the ground for significantly less time compared to a standard tracked vehicle, resulting in an overall 20% lower soil compaction.



**-20% compaction
vs. track footprint**

In addition, comfort and handling performance are at the same level as that of a radial tire solution. The “Omega” sidewall design handles uneven terrain without breaking its stride, protecting equipment and operators alike.

Driver comfort - Index

Higher is better

119



PneuTrac®

100



Track

**Up to +19%
vs. track**

Handling - Index

Higher is better

160



PneuTrac®

100



Track

**Up to +60%
vs. track**

PneuTrac®

Size	Tread Pattern	SW inch	OD inch	SLR inch	RC inch	SRI	Rim	Permitted Rims	Type
VF 260/70R16* 110A8 (110B)	PneuTrac®								
VF 280/70R18 116A8 (116B)	PneuTrac®	11.4	33.4	15.2	98.8	400	9		Tubeless
VF 280/70R20 118A8 (118B)	PneuTrac®	11.3	35.4	16	105.9	450	9		Tubeless
VF 380/70R24* 137A8 (137B)	PneuTrac®								
VF 420/70R28 145A8 (145B)	PneuTrac®	16.5	53.2	23.5	156.3	650	W14		Tubeless
VF 480/65R28 148A8 (148B)	PneuTrac®	18.9	52.8	23.4	154.7	650	W16		Tubeless

* in preparation





Discover our website

Follow us



Yokohama TWS North America, Inc.
107 Audubon Road – Building 2 – Suite 205 – Wakefield, MA 01880
866-633-8473 – info.twsa@yokohama-tws.com
www.trelleborg-tires.com/en-us